

ROBOTICSASIA2012

Conference & Exhibition

10 -12 July 2012

Putra World Trade Centre, Kuala Lumpur



WWW.ROBOTICSASIA.ORG

Proudly Endorsed By



Brought To You By



In Association With



Supported by




Korea Association of Robot industry



French Robotics Federation

Media Partners





ROBOTICS ASIA 2012

STRONG GROWTH FOR ROBOTICS INDUSTRY AHEAD ... ARE YOU RIDING THE WAVE?

2010 was a year of comeback for the robotics industry! "More than 115,000 industrial robots shipped during 2010, almost double the number of units sold worldwide in 2009, which was the lowest year since the early '90s, according to a statement from the International Federation of Robotics (IFR). The most dynamic markets were China, the Republic of Korea, and the ASEAN countries. Sales to these markets almost tripled."... – Robotics Business Review.

World Robotics 2010 also reported that after the substantial rise of robot sales in 2010, a further increase will resume between 2011 and 2013, about 10% per year on average, attaining a level of more than 100,000 units. In this period, robot shipments will increase by about 9% per year in the Americas, about 12% in Asia/Australia and by 8% in Europe.

The International Federation of Robotics (IFR) announced in the first quarter of 2011 Quarterly Statistics that robot sales increased 53% compared to the first quarter 2010. In all three regions – North America, Europe and Asia robot sales rose compared to the 4th quarter 2010; especially in the sales of robots for handling operations and welding increased above average. We are also seeing strong global growth in the food and pharmaceutical sectors.

ABB opened their Robotics Application Centre (RAC) in Singapore in 2010, their first in Asia, to meet the booming

food and beverage and pharmaceutical industry in Southeast Asia. Almost all industries are investing in the promising consumer market of China, and also Russia and India. This provides for huge growth potential for robot installations across all user industries. The demand for quality and productivity, coupled with rising wages are just some of the push factors for Southeast Asian countries to invest in.

In Asia, robotics applications are used in sectors such as automobile, electrical & electronics, rubber & plastics, metal & machinery, food and beverage. An exciting landmark in the robotics industry is the rise in the "Service Robots" sector. Robotics is currently an \$8 billion industry globally and there is significant growth in the "Service Robots" sector. The Japan Robot Association (JARA) predicts that the expansion of the robot industry will be led by robots that perform everyday tasks.

The advent of the service robots is a reality and already several studies in healthcare are being conducted in USA and New Zealand. The Robot Report announced that "Toyota have 4 new healthcare robots, scheduled to be commercialized and available for sale in 2013. Two of the robots assist with walking, another with balance and the fourth assist in transferring patients from bed to the toilet."

FANUC is a major industrial robot manufacturing company supplying industrial robots to various countries in Asia, especially Japan, and is thereby contributing to the overall growth of industrial robotics in Asia. The recent economic downturn affected the sales of industrial robots in the automobile industry in Japan, Western Europe and the United States. However, this did not diminish the sales of industrial robots to the automobile industries of China, India, Malaysia and Thailand.

- Asia Pacific Business & Technology Report, March 2010.

“ There is a tectonic shift in the investments made by robotics industry. The investments are now flowing towards emerging markets in the robotics industry. Most of the investments are happening in APAC region given that China & SE Asia where companies have significant manufacturing base. There are two other areas where we are seeing aggressive robotics and automation investments: One being manufacturing facilities that are addressing emerging markets like BRIC and other emerging countries including South Africa, Indonesia and Turkey. The other being investments in sunrise vertical sectors like renewable energy, nano technology and biotechnology have increased while traditional markets including automotive, food & beverages, electronics have seen marginal growth in rates if not reduction. We expect the market to turnaround by 2012 when electronics sales will lead higher investment in robotics & automation. ”

- Sandeep Kishore, executive vice-president-engineering R&D services (ERS), HCL Technologies



EXHIBIT PROFILES

Industrial Robots

Computer integrated manufacturing systems, assembly and disassembly processing automation systems, electronic & mechanical components, testing equipment, power & hand tools, transport mechatronic and robotic systems, computer aided design technologies, calibration equipment & services and brazing, soldering and data collection equipment.

Service Robots


Cleaning, examination, inspection, security, defense, entertainment, education, medical & pharmaceutical, agriculture, information communication technology, robots in social environment and creative, advertising related business services & consulting

Robot Parts, Peripherals & Accessories

battery, sensors, motors, devices, control & communication software, adhesive films & sealants, access control systems, conveyors, fluid control & bar coding.

Personal Robots

Education robots, hobbyist robots, entertainment robots, smart toys, robotics pets, automated home 'Partner' robots, assistive robots



INDUSTRY APPLICATIONS

Industry, service & personal robots for the following industries:

- Aeronautical & Aerospace
- Automotive
- Automation
- Agriculture
- Airport & Seaport management & Operations
- Building and Infrastructure related services
- Construction Engineering
- Consulting
- Contracting
- Defense
- Education
- Electrics & Electronics
- Entertainment
- Food & Beverage
- Government
- Medical & Healthcare
- Information Communications Technology
- Logistics & Transportation
- Maintenance
- Manufacturing
- Materials Handling & Warehousing
- Metal Working & Tooling
- Mining / Mineral Processing
- Oil & Gas
- Packaging
- Paper & Pulp
- Pharmaceutical
- Picking, Packing & Palletizing
- Plastics
- Printing & Publishing
- Process Control & Instrumentation
- Research & Development
- Sheet Metal Working
- Social services
- Wood and Woodworking

ACTIVITIES

- Scientific Conference
- Seminars
- Product Presentation & Demonstration
- Workshops
- Invention and Innovation Awards
- Business Matching
- Welcome Reception



Putra World Trade Centre • Kuala Lumpur

Sprawling over 1.7 million square feet with 253,000 sq feet of exhibition space, the Putra World Trade Centre (PWTC) is known for its high levels of personal service and a flexible approach to event management, making it popular with event organisers and meeting planners alike. Amongst some of the outstanding reasons for PWTC's popularity as the preferred venue for local and international conventions, include:

- Centralized location in the heart of Kuala Lumpur
- State-of-the-art audiovisual technology
- Spacious multi-purpose facilities
- F&B Par Excellence

Book Your Location Now!

1. BARE SPACE (min 18sq.m)

This package includes the following:

Raw Space means floor space only and does not include any booth structure, construction, carpet, furniture, electrical fittings and all other forms of coverings. The exhibitor shall be responsible for his own stand design, construction, floor coverings and furnishings. Electrical fittings must be ordered from the official stand contractors.

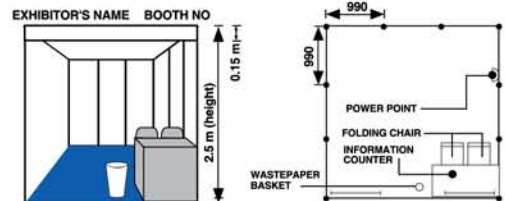
- 100 visitor invitation flyers



2. SHELL SCHEME (min 9sq.m)

This package includes the following:

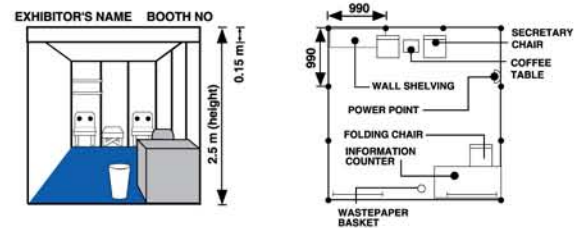
- Exhibition Space
- Fascia board with company name & booth number
- 1 no. of information counter
- 2 nos. of folding chairs
- 1 no. of 13amp power point
- Needle punch carpet
- 2 nos. of fluorescent lights
- 1 no. of wastepaper basket
- 50 visitor invitation flyers



3. CORPORATE PACKAGE (min 9sq.m)

This package includes the following:


- Exhibition Space
- Fascia board with company name & booth number
- 1 no. of information counter
- 1 no. of folding chair
- 1 no. of coffee table
- 2 nos. of secretary chairs
- 2 nos. of 1m wall shelves
- 1 no. of display block
- 1 no. of 13amp power point
- Needle punch carpet
- 2 nos. of fluorescent lights
- 1 no. of wastepaper basket
- 50 visitor invitation flyers



4. PREMIUM PACKAGE (min 18sq.m)

This package includes the following:

- Exhibition Space
- 1 tower with company logo/company name
- 1 fascia board with company name & booth number
- 1 pylon
- solid color sticker on designated panel
- 1 no. of curved information counter
- 1 no. of display plinth
- 2 nos. of 1m wall shelves
- 1 no. of round table
- 2 nos. of bar stools
- 3 nos. of black leather armed chair
- 1 no. of wastepaper basket
- 4 nos. of fluorescent tube
- 1 no. of 13amp power point
- Needle punch carpet
- 100 visitor invitation flyers



Reply Form

- Exhibiting. Please reserve: _____ sqm.
- Sponsorship. Please send me further details.
- Conference.
- Visiting. Pre-register me to the show

Fax reply (603) 6140 8833

Full Name			
Designation			
Organisation			
Address			
Postal Code		City	
State		Country	
Telephone		Fax	
Mobile Number		Email	

protemp
Professional Trade Exhibition & Meeting Planners

Roboticsasia Secretariat Office
38-3, Jalan PJU 5/9,
Dataran Sunway, Kota Damansara,
47810 Petaling Jaya, Selangor
Tel: +(603) 6140 6666
Fax: +(603) 6140 8833
Enquiry: Ms. Kelly Liu
Email: kelly@protempgroup.com